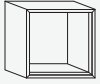


1

Elegir la versión de contenedor.
Select container edition.

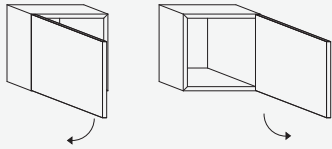
Q10 Canto biselado / Sin trasera
Beveled edge / No rear panel

abierto
open

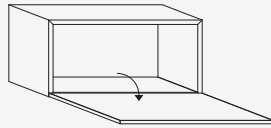


Q21 Canto recto / Con trasera
Square edge / Rear panel

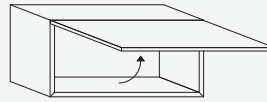
puerta batiente derecha / izquierda (con push)
right / left hinged door (push-open)



puerta abatible (con push)
bottom hung door (push-open)

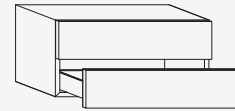


puerta elevable (con push)
top hung door (push-open)



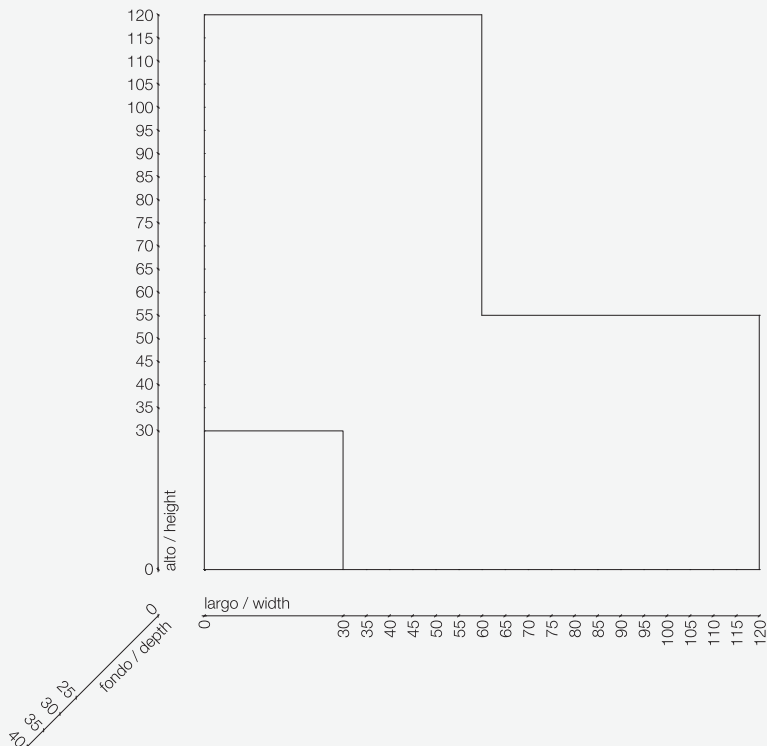
Q21 Canto recto / Sin trasera
With rear panel and without square edge

cajones (con push)
drawers (push-open)



2

Decidir que medidas queremos para el contenedor: largo, alto y fondo.
Select measurements we want to for the container: length, width and depth.



3

Seleccionar acabados:

- laca mate o brillo (20 colores)
- madera (4 acabados)

Select finishings:

- matt or high gloss lacquer (20 colours)
- wood (4 finishings)

Lacas (mate y brillo) / Lacquers (matt or high gloss)



Maderas / Woods

